
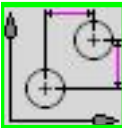
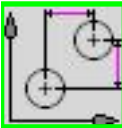
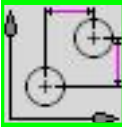







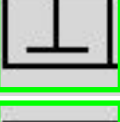
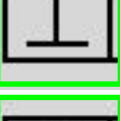











Plan pomiarowy	Data 27 marca 2013	
Nr rysunku	Godzina 14:48:49	Zlecenie
Kontroler Zankowski Szymon	CMM C32Bit	Nr sztuki 1

Rzecz.	Nominal	Górna tol.	Dolna tol.	Odchyłka
 Wynik ogólny Wszystkie charakterystyki Poza tolerancja: 0 Poza granica ostrzeżenia: 0 Nie wykonano: 0				
 L231_+X -X 231.4188	231.0000	0.5000	0.0000	--- 0.4188
 L261_+Z -Z 261.3315	261.0000	0.5000	0.0000	-- 0.3315
 L221_+Y -Y 221.4719	221.0000	0.5000	0.0000	---- 0.4719
 Plaskosc +Z 0.0067	0.0000	0.1000		- 0.0067
 Plaskosc -Z 0.0061	0.0000	0.1000		- 0.0061
 Plaskosc +X 0.0057	0.0000	0.1000		- 0.0057
 Plaskosc -X 0.0057	0.0000	0.1000		- 0.0057
 Plaskosc +Y 0.0058	0.0000	0.1000		- 0.0058
 Plaskosc -Y 0.0084	0.0000	0.1000		- 0.0084

	Rzecz.	Nominal	Górna tol.	Dolna tol.	Odchyłka
	Prostopadlosc +Z do +X 0.0231	0.0000	0.1000		- 0.0231
	Prostopadlosc +Z do -X 0.0188	0.0000	0.1000		- 0.0188
	Prostopadlosc +Z do +Y 0.0093	0.0000	0.1000		- 0.0093
	Prostopadlosc +Z do -Y 0.0087	0.0000	0.1000		- 0.0087
	Prostopadlosc -Z do +X 0.0071	0.0000	0.1000		- 0.0071
	Prostopadlosc -Z do -X 0.0097	0.0000	0.1000		- 0.0097
	Prostopadlosc -Z do +Y 0.0649	0.0000	0.1000		--- 0.0649
	Prostopadlosc -Z do -Y 0.0639	0.0000	0.1000		--- 0.0639
	Równoleglosc +X do -X 0.0103	0.0000	0.1000		- 0.0103
	Równoleglosc +Y do -Y 0.0065	0.0000	0.1000		- 0.0065
	Równoleglosc +Z do -Z 0.0773	0.0000	0.1000		---- 0.0773
	Nachylenie +Z do +X 0.0231	0.0000	0.1000		- 0.0231

	Rzecz.	Nominal	Górna tol.	Dolna tol.	Odchyłka
	Nachylenie +Z do -X 0.0192	0.0000	0.1000		- 0.0192
	Nachylenie +Z do +Y 0.0092	0.0000	0.1000		- 0.0092
	Nachylenie +Z do -Y 0.0086	0.0000	0.1000		- 0.0086
	Nachylenie -Z do +X 0.0072	0.0000	0.1000		- 0.0072
	Nachylenie -Z do -X 0.0097	0.0000	0.1000		- 0.0097
	Nachylenie -Z do +Y 0.0635	0.0000	0.1000		--- 0.0635
	Nachylenie -Z do -Y 0.0625	0.0000	0.1000		--- 0.0625