



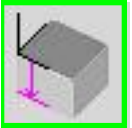




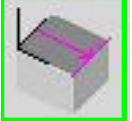


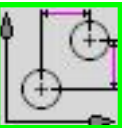
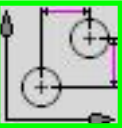
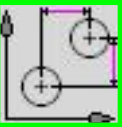
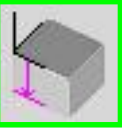
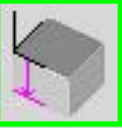







Plan pomiarowy	Data 19 lipca 2013	CMM MMZ_G
Nr rysunku	Godzina 11:27:39	Zlecenie
Kontroler Szymon Zankowski	CMM C32Bit	Nr sztuki H1 07.2013.1


Rzecz.	Nominal	Górna tol.	Dolna tol.	Odchyłka
 Wynik ogólny Wszystkie charakterystyki 39 Poza tolerancja: 1 Poza granica ostrzeżenia: 0 Nie wykonano: 0				
 K01-Prostopadlosc L2293 do A	0.0032	0.0000	0.0200	- 0.0032
 K01-Prostopadlosc L2293 do B	0.0035	0.0000	0.0200	- 0.0035
 K02-Równoleglosc L88 do A	0.0065	0.0000	0.0500	- 0.0065
 L88	-88.0331	-88.0000	0.1000	-0.1000 -0.0331
 Płaskosc L88	0.0047	0.0000	0.0100	- 0.0047
 K03-Prostoliniowosc B	0.0046	0.0000	0.0100	- 0.0046
 K04-Prostoliniowosc L495	0.0069	0.0000	0.0100	- 0.0069
 K05-Równoleglosc L495 do B	0.0074	0.0000	0.0120	- 0.0074
 K06-L495	494.9809	495.0000	0.0500	-0.0500 -0.0191


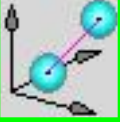
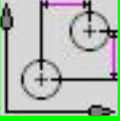
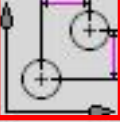


Nazwa CM	Kontroler Szymon Zankowski	Godzina 11:27:39	Data 19 lipca 2013	
----------	-------------------------------	---------------------	-----------------------	--

	Rzecz.	Nominal	Górna tol.	Dolna tol.	Odchyłka
	K07-Plaskosc A 0.0095	0.0000	0.0100		---- 0.0095
	K08-Prostoliniowosc L1275 0.0064	0.0000	0.0100		--- 0.0064
	K09-Równoleglosc L1275 do B 0.0085	0.0000	0.0120		--- 0.0085
	K10-L1275 1274.9761	1275.0000	0.0500	-0.0500	-- -0.0239
	D12H7_1 12.0177	12.0000	0.0180	0.0000	---- 0.0177
	D12H7_2 12.0113	12.0000	0.0180	0.0000	-- 0.0113
	D12H7_3 12.0060	12.0000	0.0180	0.0000	-- 0.0060
	D12H7_4 12.0011	12.0000	0.0180	0.0000	---- 0.0011
	Prostopadlosc D12H7 do B 0.0076	0.0000	0.0100		---- 0.0076
	L210_1 210.0017	210.0000	0.1000	-0.1000	- 0.0017
	L210_2 209.9876	210.0000	0.1000	-0.1000	- -0.0124
	L287,5_1 287.4896	287.5000	0.1000	-0.1000	- -0.0104

Nazwa CM	Kontroler Szymon Zankowski	Godzina 11:27:39	Data 19 lipca 2013	
----------	-------------------------------	---------------------	-----------------------	--

Rzecz.	Nominal	Górna tol.	Dolna tol.	Odchyłka
 L287,5_2 287.4842	287.5000	0.1000	-0.1000	- -0.0158
 L182,5 182.4446	182.5000	0.2000	-0.2000	-- -0.0554
 L962,5 962.4885	962.5000	0.2000	-0.2000	- -0.0115
 L78_1 -77.9826	-78.0000	0.1000	-0.1000	- 0.0174
 L78_2 -78.0221	-78.0000	0.1000	-0.1000	- -0.0221
 D60_1 60.0881	60.0000	0.5000	0.0000	--- 0.0881
 D60_2 60.0830	60.0000	0.5000	0.0000	--- 0.0830
 Prostoliniowosc A1 0.0068	0.0000	0.0100		--- 0.0068
 Prostoliniowosc A2 0.0086	0.0000	0.0100		---- 0.0086
 Prostoliniowosc A3 0.0074	0.0000	0.0100		--- 0.0074
 Dystans L45_1_X 44.8978	45.0000	-0.1000	-0.2000	---- -0.1022
 Dystans L45_2_X 44.8944	45.0000	-0.1000	-0.2000	---- -0.1056

Nazwa CM	Kontroler Szymon Zankowski	Godzina 11:27:39	Data 19 lipca 2013	
----------	-------------------------------	---------------------	-----------------------	--

Rzecz.	Nominal	Górna tol.	Dolna tol.	Odchyłka
 Dystans L45_3_X 44.8997	45.0000	-0.1000	-0.2000	---- -0.1003
 Dystans L87 86.9811	87.0000	0.1000	-0.1000	- -0.0189
 Dystans L25_1 24.9748	25.0000	0.0000	-0.1000	-- -0.0252
 Dystans L25_2 25.0028	25.0000	0.0000	-0.1000	0.0028 0.0028
 Dystans L545_1_X 544.9753	545.0000	0.0000	-0.2000	---- -0.0247
 Dystans L545_2_X 544.9634	545.0000	0.0000	-0.2000	--- -0.0366